



District Report Card: 2017


State: Uttarakhand	District: Tehri Garhwal
Class: 8	Subject: Science
Schools: 51	Students: 1021


Participation/Coverage


Students

<div>GENDER</div> <div></div>	Boys			Girls		
	Number		%	Number		%
	502		49.17	519		50.83

<div>AREA</div> <div></div>	Rural			Urban		
	Number		%	Number		%
	974		95.40	47		4.60

<div>CATEGORY</div> <div></div>	SC		ST		OBC		GEN	
	Number	%	Number	%	Number	%	Number	%
	249	24.39	0	0.00	145	14.20	627	61.41

<div>CWSN</div> <div></div>	LD	VI	HI	S&LD	ID	Oth
	0	1	1	0	1	1

<div>Management</div> <div></div>	Government			Government-aided		
	Number		%	Number		%
	883		86.48	138		13.52

Average Performance of Students in Science (%)

Overall	Gender		Area		Management		Social Group			
	Male	Female	Rural	Urban	Govt.	Aided	SC	ST	OBC	GEN
55.93	56.56	55.32	56.48	44.68	56.42	52.80	49.56	0.00	55.36	58.60

Performance on Learning Outcomes (LOs)

Learning Outcomes	Description	Average Performance(%)
SCI703	Classifies materials and organisms based on properties/characteristics	57.47
SCI704	Conducts simple investigation to seek answers to queries	33.57
SCI705	Relates processes and phenomenon with causes	46.65
SCI708	Measures and calculates e.g., temperature; pulse rate; speed of moving objects; time period of a simple pendulum, etc.	63.37
SCI710	Plots and interprets graphs	51.29
SCI711	Constructs models using materials from surroundings and explains their working	51.49
SCI801	Differentiates materials, organism and processes	69.13
SCI804	Relates processes and phenomenon with causes	57.03
SCI805	Explains processes and phenomenon	42.36
SCI807	Measures angles of incidence and reflection, etc.	56.90
SCI811	Applies learning of scientific concepts in day-to-day life	61.39
SCI813	Makes efforts to protect environment	77.28

Range of Performance of Students who Answered Correctly							
Below 30%		30% - 50%		50% - 75%		Above 75%	
Number	%	Number	%	Number	%	Number	%
161	15.77	259	25.37	362	35.46	239	23.41

Lowest Performing Learning Outcomes (LOs)

- 1 - Conducts simple investigation to seek answers to queries (33.57)
- 2 - Explains processes and phenomenon (42.36)
- 3 - Relates processes and phenomenon with causes (46.65)
- 4 - Plots and interprets graphs (51.29)
- 5 - Constructs models using materials from surroundings and explains their working (51.49)